





# Summative Assessment

## THE PERSONAL ARTWORK

Each student has to create and produce artwork that shows their uniqueness / personal style.

Title of Artwork :

CRITERIA	 Needs More Time & Effort	 Developing	 Shows Evidence	 Works Independently
PLANNING	<ul style="list-style-type: none"> <li>• Student has thought very little about the project.</li> <li>• Is present in the planning but is not invested in the product.</li> </ul>	<ul style="list-style-type: none"> <li>• Student can describe how s/he envisions the final product but finds it difficult to describe reasons s/he chose to do the artwork and how s/he will reach that goal.</li> <li>• Has set a goal, but lets things evolve in a somewhat random manner.</li> </ul>	<ul style="list-style-type: none"> <li>• Student can somewhat describe reasons s/he chose to do the artwork; how s/he envisions the final product and can describe some of the steps s/he will use to reach the goal.</li> <li>• Focused with some planning.</li> </ul>	<ul style="list-style-type: none"> <li>• Student can describe in detail reasons s/he chose to do the artwork, how s/he envisions the final product and how they intend to reach their goal.</li> <li>• Very focused and goal-oriented.</li> </ul>
PROCESS	<ul style="list-style-type: none"> <li>• Student has not made much attempt to meet the requirements of the assignment.</li> </ul>	<ul style="list-style-type: none"> <li>• Student has copied some artwork from the source material.</li> <li>• There is little evidence of creativity, but the student has done the assignment.</li> </ul>	<ul style="list-style-type: none"> <li>• Student has taken the technique being studied and has used source material as a starting place.</li> <li>• The student's personality comes through in parts of the artwork.</li> </ul>	<ul style="list-style-type: none"> <li>• Student has taken the technique being studied and applied it in a way that is totally his/her own.</li> <li>• The student's personality/voice comes through.</li> </ul>
ANALYSIS	<ul style="list-style-type: none"> <li>• Has trouble picking out the dominant elements.</li> <li>• Did not include an explanation about the artist and artwork which inspired his/her artwork.</li> </ul>	<ul style="list-style-type: none"> <li>• Describes some dominant elements</li> <li>• Has difficulty describing how these relate to the meaning or feeling of the artwork.</li> <li>• Includes little explanation about the artist and artwork which inspired his/her artwork.</li> </ul>	<ul style="list-style-type: none"> <li>• Accurately describes a couple of dominant elements</li> <li>• Accurately relates how these are used to reinforce mood or feeling of the artwork.</li> <li>• Explains fairly the artist and artwork which inspired his/her artwork and cited them correctly.</li> </ul>	<ul style="list-style-type: none"> <li>• Accurately describes several dominant elements</li> <li>• Accurately relates how they are used to reinforce the theme, meaning, mood, or feeling of the artwork.</li> <li>• Explains clearly the artist and artwork which became the inspiration and cited them correctly.</li> </ul>